



Regulatory Identification Wayfinding

SIGN CATALOG

ARCHITECTURAL SIGNAGE SYSTEMS

Interior



Interior Architectural Signage

HID System Fundamentals

Sign System highlights

ADA Compliant Availability

Flat or Radius Profile Options

Changeable Paper Insert

Landscape and Portrait Orientation

Extruded Alloy Aluminum Frame

Maximum End Cap Width = 16"

5 Year Warranty



Increase The Clarity of Wayfinding

The timeless design and style of our "HID" Interior Sign System enables end users to direct, inform, reinforce brand identity and image throughout their facility. This modular design allows for future growth and provides the flexibility to easily change copy and graphics using paper inserts.

We offer a multitude of sign configurations including, but not limited to; flat, radius, landscape or portrait styles, directories, suspended or projection designs. Standard end caps are simulated aluminum, however other materials such as wood and marbled acrylic are also available.

HID Sign Systems are manufactured with a standard anodized aluminum finish, but are available in any color of choice to match your interior, brand identity and logo.

Our HID Paper Insert Sign System allows for quick and easy message changes; simply remove non-glare lens with provided suction cup and replace paper insert below.

Multiple Mounting and Display Options Available



Wall Mount



Projection Mount



Glass Wall Mount



Free Standing



Desktop Display



Quick Change Pocket



Ceiling Mount



Cubicle Display

Interior Architectural Signage

Component Options

Sign System highlights

5 Standard End Cap Color Options


Additional End Cap Colors Available at Additional Charge

Standard Divider Strips Available in Black or Silver


Marbled Acrylic and Solid Wood End Caps Available

HID Standard End Caps

Standard HID end caps are available in 2 standard colors.



HID-304 Silver




HID-401 Black
Black 6 C

HID Marbled Acrylic End Caps and Accents

HID marbled acrylic end caps and accents are available in 3 standard finishes.



Quarry Melange




Steel Grey



Arctic Melange

HID Solid Wood End Caps

HID solid wood end caps are available in 5 standard stain finishes.




Cherry



Golden Oak



Natural



Red Mahogany



Dark Walnut

- a. Golden Oak
- b. Natural
- c. Cherry
- d. Red Mahogany



a.



b.




c.



d.

Interior Architectural Signage HID Flat Profile



Contemporary Flat Design

Consisting of 75% recycled material alloy aluminum extruded frames, non-glare lenses having ADA compliant tactile and Grade 2 Braille capabilities along with easily changed paper graphic inserts, the HID Interior Sign System offers an attractive, comprehensive solution for all interior identification/wayfinding projects.

Designed with modularity and expandability in mind, our interior signs can be customized to fit the current needs of your client's facility and also accommodate future growth and changes. Our interior systems are user-serviceable, allowing copy and graphics to be updated by changing paper inserts.



b.



c.



d.

Ideal Applications:

- Directional Signage
- Directory Listing Signage
- Room Identification Signage
- Regulatory Signage

See more signage applications on pages 108 — 125

Interior Architectural Signage

HID Radius Profile



Classic Curved Appeal

The innovative design of our HID frame extrusion allows for the choice of either a flat or radius profile signage. Like our flat profile signs, the HID radius profile signs are available in wall mount, projection mount, ceiling suspension mount and free standing versions.

Both of our HID flat and radius can be made ADA compliant with the addition of tactile copy and Grade 2 Braille. They also can be adorned with a number of accessories such as dividers strips, acrylic accents, custom sliders and much more. See page 18-19 for details.



a.



b.



c.



d.

Ideal Applications:

- Directional Signage
- Directory Listing Signage
- Room Identification Signage
- Regulatory Signage

See more signage applications on pages 108 — 125

Sign System highlights

ADA Compliant Availability

Changeable Paper Insert

Accepts up to 1/16" material with micro dot panel

Landscape and Portrait Orientation

Extruded Alloy Aluminum Frame

Maximum End Cap Width = 16"

5 Year Warranty

a. ADA Compliant Room ID with Divider

b. R Directory with Dividers

c. R. Directional with Divider

d. ADA Compliant Stairwell Signage

e. ADA Compliant Room I.D. with Divider

a.

Sign System
highlights

- ADA Compliant Availability
- Changeable Paper Insert
- Landscape Orientation Only
- Extruded Alloy Aluminum Frame
- Maximum End Cap Width = 10"
- 5 Year Warranty



- a. Location I.D.**
- b. Directional**
- c. Wayfinding**
- d. Conventional**
- e. Restroom**



Interior Architectural Signage HID Projection Mount

Get Your Sign Message Seen

Our HID projection mount signage system is perfect for messages needing to be seen from afar. Easily read from down hallways and corridors, these projection mount signs are perfect for wayfinding and identification applications.

As with the other HID signage systems, our projection mount signs can be customized to complement any building's interior environment by customizing the paper inserts and end cap colors, in addition to adding custom accents.

HID paper insert projection mount signs prominently display wayfinding messages while adding aesthetic value to interior surroundings.



d.



b.



e.



c.

Ideal Applications:

- Directional Signage
- Room Identification Signage
- Regulatory Signage

See more signage applications on pages 108 — 125

Interior Architectural Signage

HID Ceiling Mount

Sign System highlights

ADA Compliant Availability

Changeable Paper Insert

Landscape Orientation Only

Extruded Alloy Aluminum Frame

Maximum End Cap Width = 12"

5 Year Warranty

Ceiling Suspension Signage

The HID System suspended ceiling mount signs provide maximum visibility in large hallways and open foyer areas while adding aesthetic value to all interior surroundings.

The HID System suspended ceiling mount signs are also easily installed with minimal tools and labor. The height of suspended ceiling mount signs can be modified simply by adjusting the length of the stainless steel mounting cables, making them a perfect fit for all types of building architecture and clearance requirements.

HID paper insert ceiling suspension mount signs provide maximum visual impact throughout corridors, hallways and open foyers.



c.



a.



d.



b.

- a.** Directional
- b.** Wayfinding
- c.** Identification
- d.** Wayfinding
- e.** Elevator

Ideal Applications: Directional Signage, Room Identification Signage, Regulatory Signage

See more signage applications on pages 108 — 125

a.

Sign System *highlights*

Changeable Paper
Insert

Landscape and
Portrait Orientation

Extruded Alloy
Aluminum Frame

Maximum End Cap
Width = 16"

Free Standing Units
Available

5 Year Warranty

a. HID Pod

b. HID with Dividers

c. HID with Standoffs

d. HID Radius with
Dividers

e. HID Flat with
Dividers

f. HID Flat with
Dividers

g. Hid Flat with
Dividers



Interior Architectural Signage


Interior Accessories

Sign System highlights

Changeable Paper Insert Option

Landscape and Portrait Orientation

5 Year Warranty



a.



b.



c.

Perfect Complements to Any Sign

One of the many attributes of our Interior Signage is the ability to combine multiple elements to create a variety of unique signage offerings. HID accessories include: acrylic message sliders, acrylic paper insert pockets, Quick-grip paper display holders, acrylic accent materials having printed vinyl graphics, desktop display configurations, as well as dry erase, cork board and magnetic surface material options. These enhanced HID sign systems offer niche sign solutions for a variety of clientele.

Add a customized acrylic message slider to an HID sign system to create an interactive, communicative room identification sign.



d.



e.

a. HID with Grip-a-Strip

b. HID Paper Holder

c. HID Radius Desk Display

d. HID with Room Slider

e. HID with Dry Erase and Cork Board

f. HID with Dry Erase and Grip-a-Strip

Ideal Settings:

Schools/Universities

Hospitals

Office Buildings

Senior Living Facilities

Dormitories/Residence Halls

See more signage applications on pages 108 — 125




Allison & m

Alli,
Working til 10
cu

(Reverse)
JSPS
Alli Jones
2201 South Poplar

Modern Acrylic Signage



Thinking Outside the Frame

In addition to our HID Sign System, we offer a wide variety of acrylic interior signage. Choose from our abundant laser engravable substrate options; customize signs to correlate directly with interior decor and motifs.

With acrylic interior signs the sign design possibilities are truly endless. Custom shaped signs can be created with our advanced laser technology and then adorned with a number of different visual accents. Acrylic signs can also be made ADA compliant to meet building code requirements.

Work with one of our representatives to design a custom acrylic look that suits your needs or see our Acrylic Signage Series located on pages 28 – 39. These series were designed to simplify the design and ordering process for small to large interior signage projects. Ordering acrylic interior signage has never been so easy!

Create distinctive interior signs using our vast offerings of colored substrates and multiple mounting methods.

Multiple Mounting and Display Options Available




Wall Mount



Projection Mount



Ceiling Mount



Desktop Display




Glass Wall Mount



Cubicle Display



Standoff Display



Quick Change Pocket

Interior Architectural Signage

Endless Possibilities

Sign System highlights

Changeable Paper Insert Option

40+ Acrylic Color Library

Custom Solvent Inkjet Printed Textures Available

5 Year Warranty



a.

Create Stunning Acrylic Interior Signage

Our in-house interior sign department is fully equipped with multiple lasers and engraving machines to produce the most eye-catching interior signage designs. With our ADA experts, there is no sacrificing design for ADA compliance.

Choose from multiple signage design techniques and substrates:

- Clear, frosted, tinted and solid colored acrylic
- Solvent inkjet printed patterns and custom graphics
- Custom shapes and sizes
- Layer substrates to create unique looks
- Mix and match substrates for added allure
- Incorporate facility logos and branding themes
- Intermingle interior decor colors and themes

Visit howardindustries.com for more information on **Photoluminescent Signage**



b.



c.



d.

Ideal Applications:

- Directional Signage
- Directory Listing Signage
- Room Identification Signage
- Regulatory Signage

See more signage applications on pages 108 — 125

a. Directional with Second Surface Print

b. Photoluminescent Signage

c. ADA Compliant with 3form Backer Panel

d. Metallic Accent Acrylic Signage

e. Color Coding Acrylic Signage

Acrylic Changeable Insert

Countless Ways to Display Custom Messages

Offering the same convenience of our HID paper insert system, our acrylic signage can be designed to hold changeable paper or clear mylar inserts. Customize room identification signage with occupant names, display evacuation maps or direct visitors with easily alterable wayfinding directions.

Work closely with one of our representatives to design a custom paper insert acrylic sign for your most particular of clients or choose from one of our five Standard Acrylic Sign Series (see pages 28 – 39) which offer standard paper insert signage options. **End users can easily update sign messages instantly with acrylic changeable insert signage offerings.**



b.



c.



d.

Ideal Applications:

- Directional Signage
- Room Identification Signage
- Regulatory Signage

See more signage applications on pages 108 — 125

Interior Architectural Signage

Acrylic Display Options

Sign System *highlights*

Ceiling Suspension Mount

Projection Mount

Standard or Custom Mounting Hardware Available

40+ Acrylic Color Library

Custom Solvent Inkjet Printed Textures Available

5 Year Warranty



a.

Presentation is Everything

Our acrylic wayfinding signage can also be displayed in various manners. Choose from our standard stainless steel standoffs or aluminum mounting bracket with or without sleeve for projection mount signs; our suspension cable hardware for ceiling mount signs, or discuss custom mounting material options with our sales staff.

Achieve bold, contemporary signage designs with our variety of acrylic signage mounting hardware options.



c.



b.



d.

Ideal Applications:

Directional Signage
Room Identification Signage
Regulatory Signage

See more signage applications on pages 108 — 125

a. Projection Mount with Standoffs

b. Ceiling Mount | Restrooms

c. Projection Mount with Wall Bracket

d. Projection Mount with Standoffs

e. Ceiling Mount | Wayfinding



⬅ CHECK OUT/ EXIT
⬅ RESTROOMS ♀

Interior Architectural Signage

Acrylic Signage Series



Stress Free Signage

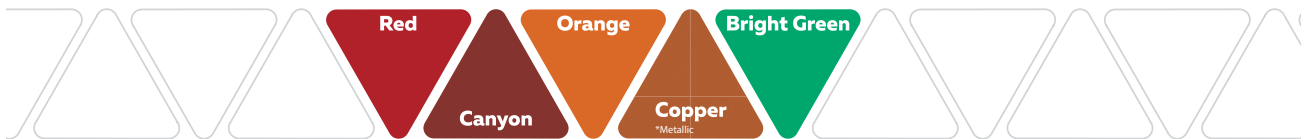
Does the task of creating a complete interior signage plan seem a bit daunting? No problem. Our signage design experts have you covered. We offer five **Standard Acrylic Sign Series** which contain all of the necessary sign types required for such a plan; you simply choose your color scheme and leave the rest to us!

Choose from our **Sweep, Skew, Stenciled, Sonic and Silhouette Signage Series** options. All materials are made in the USA using recycled content for LEED qualification.


Acrylic Color Choices*

Choose two acrylic color combinations from below or select from our popular color combinations. Colors will have the highest contrasting tactile: Bright White or Black. Custom colors and finishes available upon request.

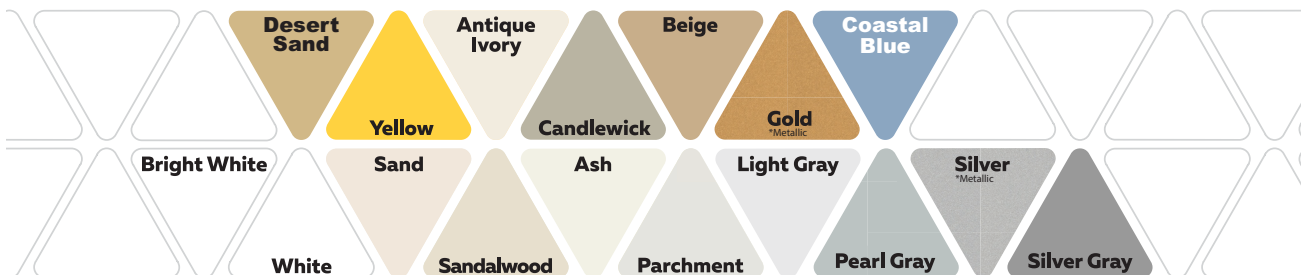
Bright White or Black Tactile



Bright White Tactile



Black Tactile



Popular Color Combinations



*Colors may not be exact as shown, due to printer and screen limitations. See Pantone and/or Romark substrate chart for exact color match.

Sign System
highlights

5 Standard Sign
Designs Available

40+ Acrylic Color
Library

ADA Compliant
Availability

Installation Hardware
Included

5 Year Warranty

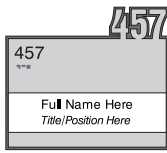
Interior Architectural Signage

Silhouette Sign Series

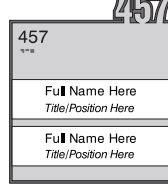
Room Identification



Size: 3" x 6"
Fingood: HAS-IA-36



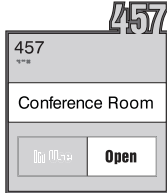
Size: 5-1/2" x 8"
Fingood: HAS-IAI-5.58



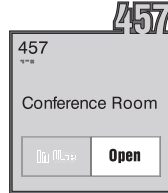
Size: 8" x 8"
Fingood: HAS-IAI-88



Size: 3" x 9"
Fingood: HAS-IA-39



Size: 8" x 8"
Fingood: HAS-IAIS-88



Size: 8" x 8"
Fingood: HAS-IAS-88




Size: 5" x 9"
Fingood: HAS-IA-59

Regulatory and Informational



Size: 18" x 12"
Fingood: HAS-IB-1812



Size: 13-1/4" x 9-3/8"
Fingood: HAS-IBI-118.5



Size: 12" x 8"
Fingood: HAS-IB-128

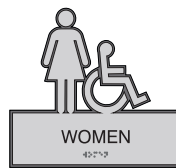
Restroom



Size: 10" x 8"
Fingood: HAS-IB-108-PH



Size: 10" x 8"
Fingood: HAS-IB-108-NH



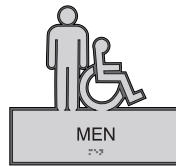
Size: 10" x 8"
Fingood: HAS-IB-108-WH



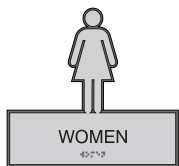
Size: 10" x 8"
Fingood: HAS-IB-108-P



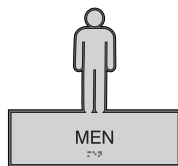
Size: 10" x 8"
Fingood: HAS-IB-108-N



Size: 10" x 8"
Fingood: HAS-IB-108-MH

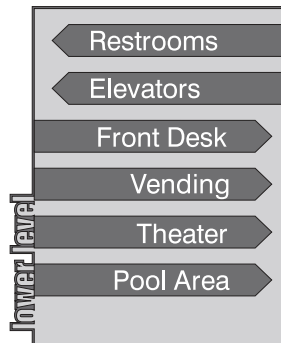


Size: 10" x 8"
Fingood: HAS-IB-108-W

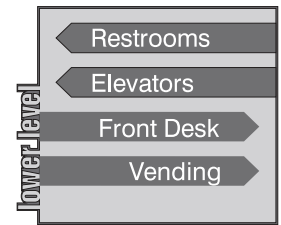


Size: 10" x 8"
Fingood: HAS-IB-108-M

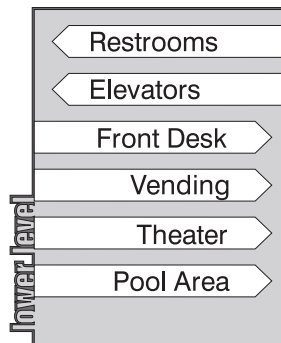
Wayfinding



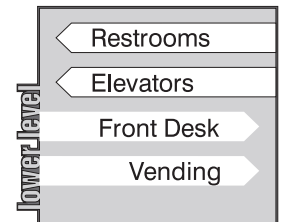
Size: 22" x 16"
Fingood: HAS-IC-2216



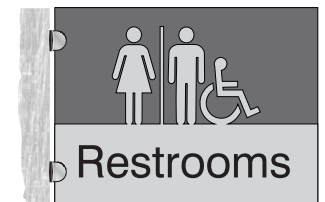
Size: 14-1/2" x 16"
Fingood: HAS-IC-14.516



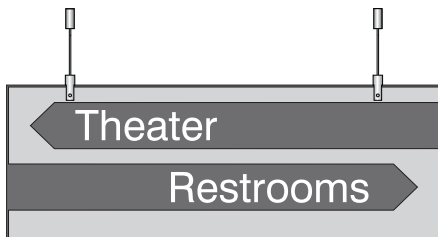
Size: 22" x 16"
Fingood: HAS-ICI-2216 (paper insert)



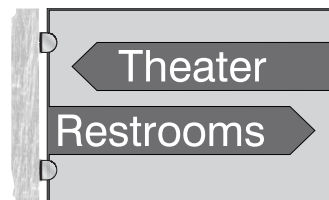
Size: 14-1/2" x 16"
Fingood: HAS-ICI-14.516 (paper insert)



Size: 12" x 16"
Fingood: HAS-IC-1216



Size: 10" x 28"
Fingood: HAS-IC-1028



Size: 12" x 18"
Fingood: HAS-IC-1218



Size: 6" x 16"
Fingood: HAS-IC-616

Interior Architectural Signage

Skew Sign Series

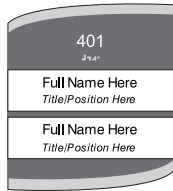
Room Identification



Size: 3" x 6"
Fingood: HAS-KA-36



Size: 5-1/2" x 8"
Fingood: HAS-KAI-5.58



Size: 8" x 8"
Fingood: HAS-KAI-88



Size: 3" x 9"
Fingood: HAS-KA-39



Size: 8" x 8"
Fingood: HAS-KAIS-88

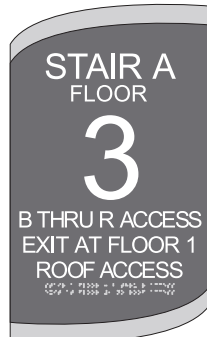


Size: 8" x 8"
Fingood: HAS-KAS-88




Size: 5" x 9"
Fingood: HAS-KA-59

Regulatory and Informational



Size: 18" x 12"
Fingood: HAS-KB-1812



Size: 13-1/4" x 9-3/8"
Fingood: HAS-KBI-118.5



Size: 12" x 8"
Fingood: HAS-KB-128

Restroom



Size: 10" x 8"
Fingood: HAS-KB-108-PH



Size: 10" x 8"
Fingood: HAS-KB-108-NH



Size: 10" x 8"
Fingood: HAS-KB-108-WH



Size: 10" x 8"
Fingood: HAS-KB-108-P



Size: 10" x 8"
Fingood: HAS-KB-108-N



Size: 10" x 8"
Fingood: HAS-KB-108-M

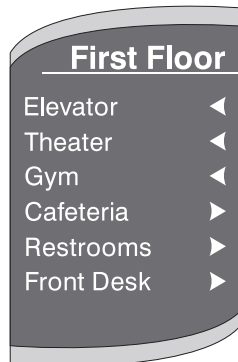


Size: 10" x 8"
Fingood: HAS-KB-108-W



Size: 10" x 8"
Fingood: HAS-KB-108-M

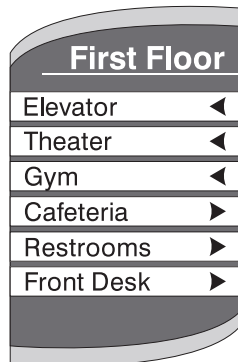
Wayfinding



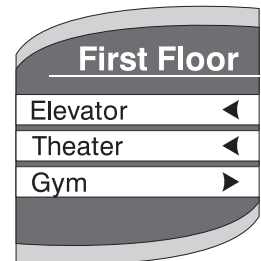
Size: 22" x 16"
Fingood: HAS-KC-2216



Size: 14-1/2" x 16"
Fingood: HAS-KC-14.516



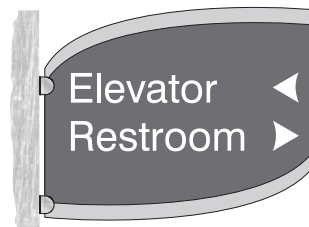
Size: 22" x 16"
Fingood: HAS-KCI-2216



Size: 14-1/2" x 16"
Fingood: HAS-KCI-14.516



Size: 10" x 28"
Fingood: HAS-KC-1028



Size: 12" x 18"
Fingood: HAS-KC-1218



Size: 6" x 16"
Fingood: HAS-KC-616



Size: 6" x 16"
Fingood: HAS-KC-616

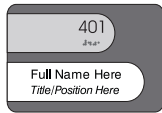
Interior Architectural Signage

Sonic Sign Series

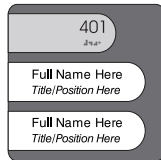
Room Identification



Size: 3" x 6"
Fingood: HAS-OA-36




Size: 5-1/2" x 8"
Fingood: HAS-OAI-5.58



Size: 8" x 8"
Fingood: HAS-OAI-88



Size: 3" x 9"
Fingood: HAS-OA-39



Size: 8" x 8"
Fingood: HAS-OAIS-88



Size: 8" x 8"
Fingood: HAS-OAS-88




Size: 5" x 9"
Fingood: HAS-OA-59

Regulatory and Informational



Size: 18" x 12"
Fingood: HAS-OB-1812



Size: 11-7/8" x 9-3/8"
Fingood: HAS-OBI-118.5



Size: 12" x 8"
Fingood: HAS-OB-128

Restroom



Size: 10" x 8"
Fingood: HAS-OB-108-PH



Size: 10" x 8"
Fingood: HAS-OB-108-NH



Size: 10" x 8"
Fingood: HAS-OB-108-WH



Size: 10" x 8"
Fingood: HAS-OB-108-P



Size: 10" x 8"
Fingood: HAS-OB-108-N



Size: 10" x 8"
Fingood: HAS-OB-108-MH




Size: 10" x 8"
Fingood: HAS-OB-108-W

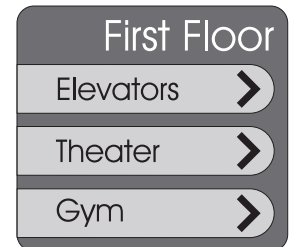


Size: 10" x 8"
Fingood: HAS-OB-108-M


Wayfinding



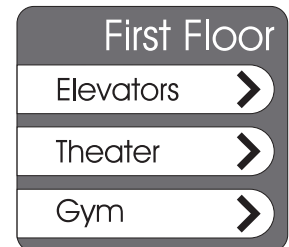
Size: 22" x 16"
Fingood: HAS-OC-2216



Size: 14-1/2" x 16"
Fingood: HAS-OC-14.516



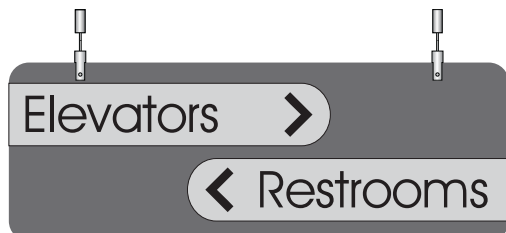
Size: 22" x 16"
Fingood: HAS-OCI-2216



Size: 14-1/2" x 16"
Fingood: HAS-OCI-14.516



Size: 12" x 16"
Fingood: HAS-OC-1216



Size: 10" x 28"
Fingood: HAS-OC-1028



Size: 12" x 18"
Fingood: HAS-OC-1218



Size: 6" x 16"
Fingood: HAS-OC-616

Interior Architectural Signage

Stenciled Sign Series

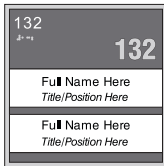
Room Identification



Size: 3" x 6"
Fingood: HAS-TA-36



Size: 5-1/2" x 8"
Fingood: HAS-TAI-5-58



Size: 8" x 8"
Fingood: HAS-TAI-88



Size: 3" x 9"
Fingood: HAS-TA-39



Size: 8" x 8"
Fingood: HAS-TAIS-88

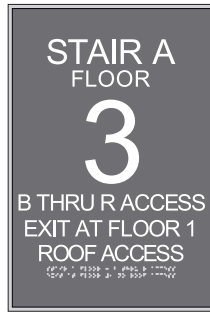


Size: 8" x 8"
Fingood: HAS-TAS-88




Size: 5" x 9"
Fingood: HAS-TA-59

Regulatory and Informational



Size: 18" x 12"
Fingood: HAS-TB-1812



Size: 11-7/8" x 9-3/8"
Fingood: HAS-TBI-118.5



Size: 12" x 8"
Fingood: HAS-TB-128

Restroom



Size: 10" x 8"
Fingood: HAS-TB-108-PH



Size: 10" x 8"
Fingood: HAS-TB-108-NH



Size: 10" x 8"
Fingood: HAS-TB-108-WH



Size: 10" x 8"
Fingood: HAS-TB-108-P



Size: 10" x 8"
Fingood: HAS-TB-108-N



Size: 10" x 8"
Fingood: HAS-TB-108-MH

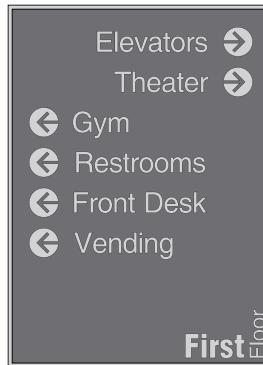


Size: 10" x 8"
Fingood: HAS-TB-108-W

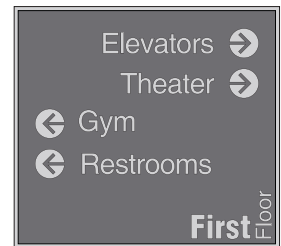


Size: 10" x 8"
Fingood: HAS-TB-108-M


Wayfinding



Size: 22" x 16"
Fingood: HAS-TC-2216



Size: 14-1/2" x 16"
Fingood: HAS-TC-14.516



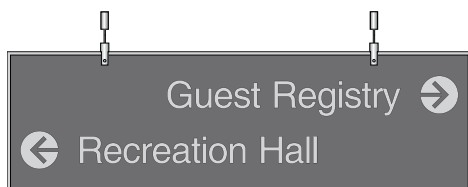
Size: 22" x 16"
Fingood: HAS-TCI-2216



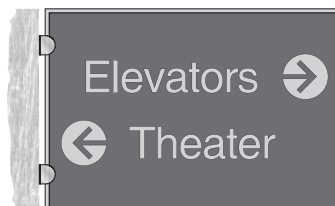
Size: 14-1/2" x 16"
Fingood: HAS-TCI-14.516



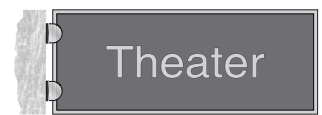
Size: 12" x 16"
Fingood: HAS-TC-1216



Size: 10" x 28"
Fingood: HAS-TC-1028



Size: 12" x 18"
Fingood: HAS-TC-1218

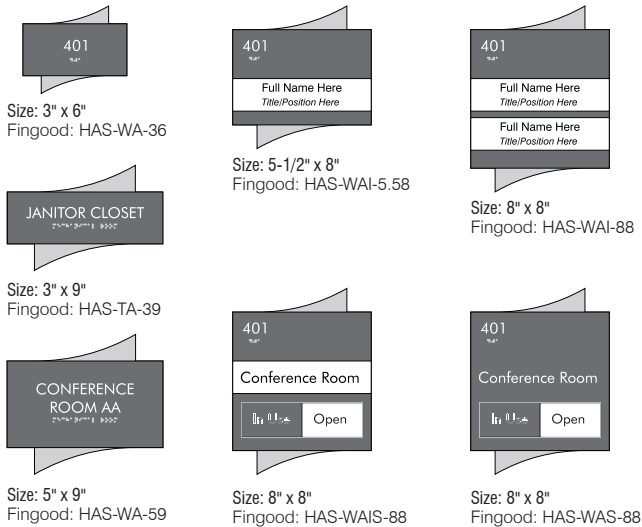


Size: 6" x 16"
Fingood: HAS-TC-616

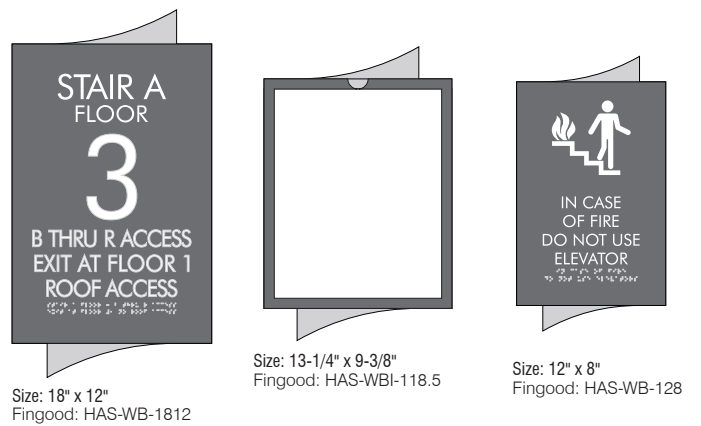
Interior Architectural Signage

Sweep Sign Series

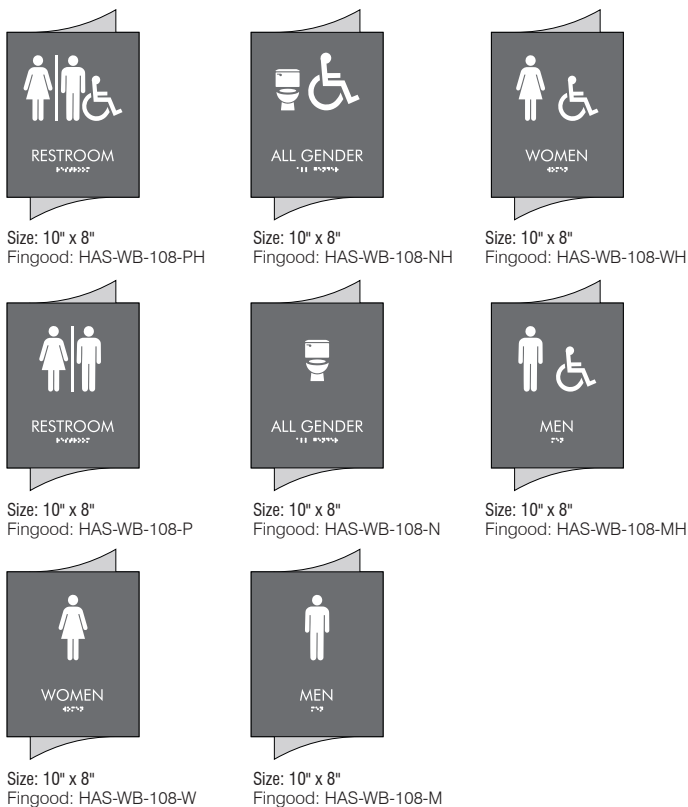
Room Identification



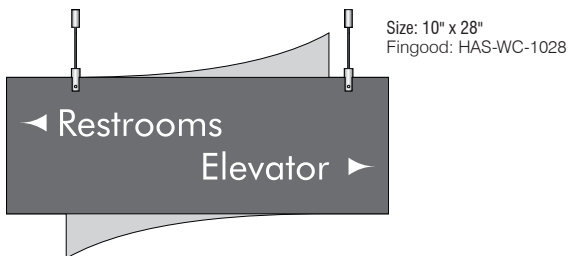
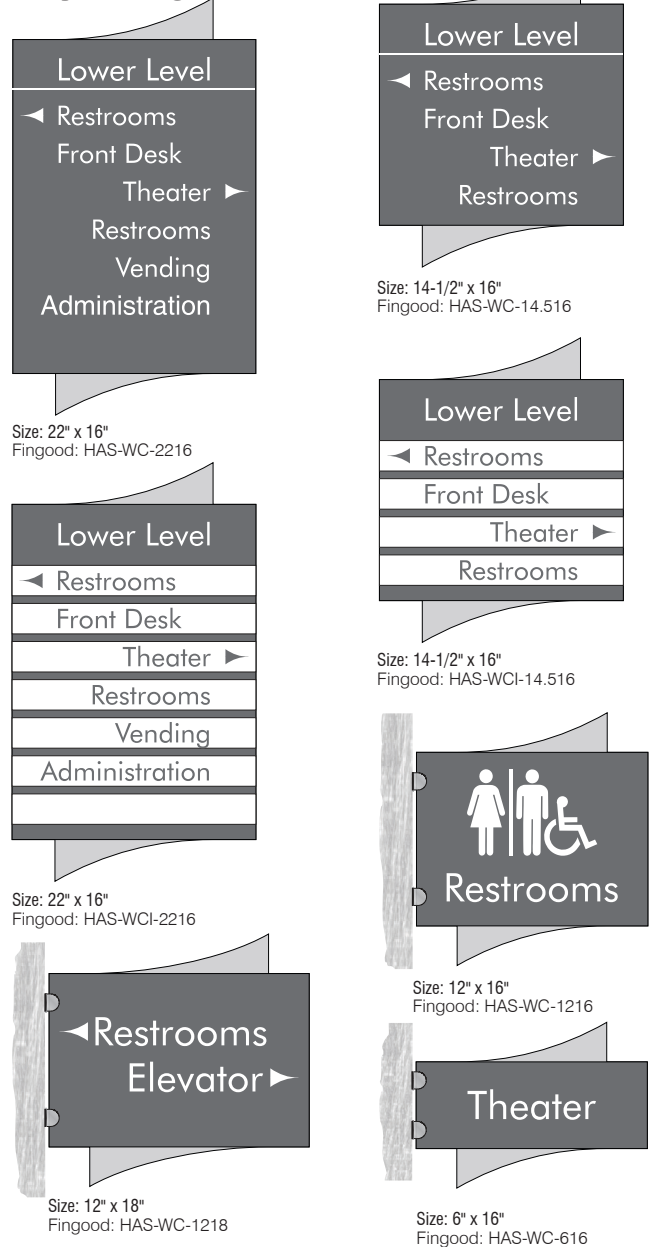
Regulatory and Informational



Restroom



Wayfinding



Interior Architectural Signage

Patient Focused Signage

Sign System highlights

Changeable Paper Insert Available

Standard or Custom Options Available

Extruded Aluminum Frame or Frameless Acrylic Designs Available

5 Year Warranty

Signage for the Healthcare Environment


With life expectancy numbers on the rise, so is the demand for quality healthcare. Our Patient Focused signage helps provide such care by enhancing hospital staff communication and reducing safety risks with custom communicative icons. We offer ADA compliant room identification signage that unites vital patient information as well as Isolation and Precaution Inserts.

Like our other interior signage lines, our Patient Focused signage can be customized to any facility's requirements and preferences. Choose from our extruded aluminum frame or acrylic Patient Focused signage options.

Choose from our extruded aluminum frame or acrylic patient focused signage options. Both versions offer paper insert capabilities and can be customized to suit individual healthcare facility needs.




a.



b.



c.



d.

a. Acrylic ADA Compliant

b. HID ADA Compliant

c. Acrylic ADA Compliant

d. Acrylic ADA Compliant

e. HID ADA Compliant

461

STOP **AIRBORNE PRECAUTIONS** **ALTO**
IN ADDITION TO STANDARD PRECAUTIONS

CHECK WITH STAFF BEFORE ENTERING

Use Airborne Precautions as recommended for patients known or suspected to be infected with infectious agents transmitted person-person by the airborne route (e.g. M. Tuberculosis, Measles, Chickenpox, Disseminated Herpes Zoster).

Patient Precautions

- Keep doors closed
- Notify the staff
- Non-ventilate
- Wear mask prior to leaving the room

Patient Transport

- Limit transport
- If transport necessary, use appropriate Hygiene

Personal Protective Equipment

- Hand hygiene
- Wear a fit-tested respirator protection when entering
- Use dedicated disinfect equipment

Clean hands when entering and leaving the room

Limb Alert


Tab Size Options

Tabs That Fit Your Message

First choose your tab size and color for from the chart below.

The standard tab offers a rectangular vo easily allowing for messages that incorporate both images/icons and copy.

The mini tab provides a square vo perfect for quick-reference icons and other snapshot messages.



Standard 2.125" H x 5.25" W
Paper Insert = 2" H x 3.5" W

Mini 2.125" H x 4" W
Paper Insert = 2" H x 2" W

*Standard Tabs extended need to have at least 13.75" of wall space from the door frame.

Mini Tabs extended need to have at least 12.5" of wall space from the door frame.

Color Plate Standard Colors



Black (Black 6 C)




Yellow (PMS #109 C)



Orange (PMS #1595 C)



Teal (PMS #323 C)



Grey (Cool Gray 9 C)



Red (PMS #187 C)



Bright Green (PMS #347 C)



Bright White



Burgundy (PMS #1817 C)



Blue (PMS #301 C)



Passion Pink (PMS #674 C)



Medium Brown (PMS #7518 C)

*Colors may not be exact as shown, due to printer and screen limitations. The Pantone Matching System (PMS) is a system shared worldwide by the graphic arts industry and refers to printed colors. Colors displayed are intended to show APPROXIMATE color of finish and should be used as a reference guide only.

Additional Signage Configurations


HIDPF 6.0 Double Occupancy

Flat or Radius Profile
Single or Double Sided Mini Tabs
Single Sided Standard Tabs



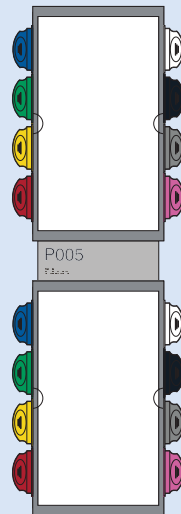
HIDPF 8.5 Double Occupancy

Flat or Radius Profile
Single or Double Sided Mini Tabs
Single or Double Sided Standard Tabs



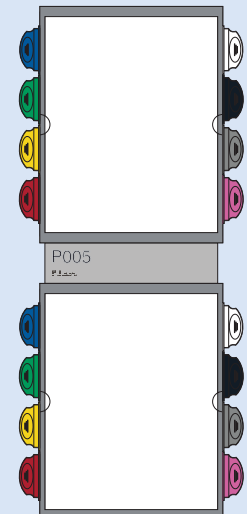
APF 6.0 Double Occupancy

Flat Profile Only
Single or Double Sided Mini Tabs
Single Sided Standard Tabs



APF 8.5 Double Occupancy

Flat Profile Only
Single or Double Sided Mini Tabs
Single or Double Sided Standard Tabs



Ideal Applications:

Healthcare Facilities

Senior Living Facilities

See more signage applications on pages 108 — 125

Sign System
highlights

Changeable Paper
Insert Available

Standard or Custom
Options Available

Extruded Aluminum
Frame or Frameless
Acrylic Designs
Available

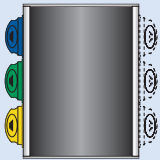
5 Year Warranty

Patient Focused Signage


Standard Sizes and Configurations

HIDPF 6.0


Flat or Radius Profile
Single or Double Sided Mini Tabs
Single Sided Standard Tabs




Insert: 6" x 8-1/4"



Insert: 6" x 11"



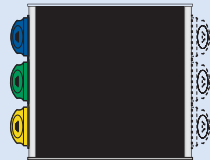
Insert: 6" x 13-1/2"



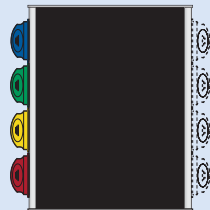
Insert: 6" x 16"

HIDPF 8.5


Flat or Radius Profile
Single or Double Sided Mini Tabs
Single or Double Sided Standard Tabs




Insert: 8-1/2" x 8-1/4"



Insert: 8-1/2" x 11"



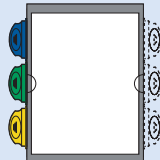
Insert: 8-1/2" x 13-1/2"



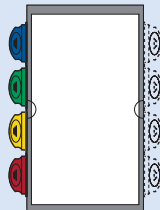
Insert: 8-1/2" x 16"

APF 6.0

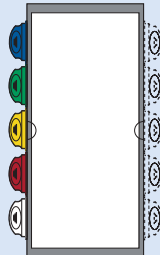
Flat Profile Only
Single or Double Sided Mini Tabs
Single Sided Standard Tabs



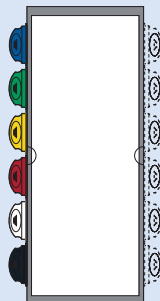
Insert: 6" x 8-1/4"



Insert: 6" x 11"



Insert: 6" x 13-1/2"



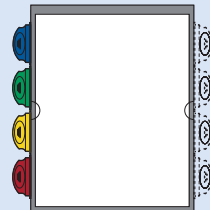
Insert: 6" x 16"

APF 8.5

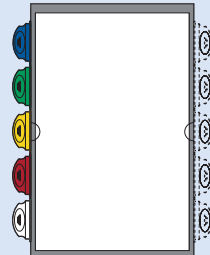
Flat Profile Only
Single or Double Sided Mini Tabs
Single or Double Sided Standard Tabs



Insert: 8-1/2" x 8-1/4"



Insert: 8-1/2" x 11"

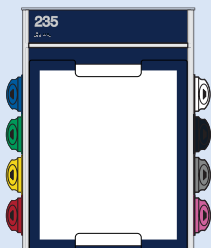


Insert: 8-1/2" x 13-1/2"



Insert: 8-1/2" x 16"

HID and Acrylic Standard 8-1/2" x 11 Paper Insert Display



Beyond The Healthcare Application

These paper insert signs with customizable pull tabs are also ideal for an office or classroom setting. The paper insert display area makes updating reader information virtually effortless and the paper insert pull tabs can be designed to convey any desired message.

a.

Circle of Life

Sign System highlights

Create Custom Signage or Augment our HID Paper Insert Sign System

Multitude of Substrates Available

5 Year Warranty

\$1,000,000

Anonymous
Anonymous Friend Fund of the Erie Community Foundation
Atty. and Mrs. John E. Britton
Margaret Eckerd Brown
Suzanne and William Conner
Adolph Curtze
Rose K. Curtze
Eriez Manufacturing Company
Marion K. Hirtzel
Orris C. Hirtzel and Beatrice Dewey
Hirtzel Memorial Foundation
Charles H. Strong
UPMC Hamot Aid Society

Adrian Archbold
Dr. and Mrs. George T. D'Angelo
Kennedy M. Eckerd
The Erie Community Foundation
Erie Insurance Group
Howard Hanna Real Estate Services
Sheldon and Irma Kaercher
John F. Klinder
Mary and Howard Lincoln
The Thomas Lord Charitable Trust
Thomas Lord Fund of the Erie Community Foundation
Dr. and Mrs. Richard T. Lyons
Lydia McCann McBrer
John A. and Margaret Spaeeder Fund
of the Erie Community Foundation
Grace R. Stohmenger
UPMC
UPMC Hamot Medical Staff

\$250,000 - \$999,999

Circle of Healing

Our mission is to support UPMC Hamot in serving our patients, our community and one another in the tradition of health, quality, healing, and education.

Heritage Society

Mr. R. Stephen Anderson
Mr. and Mrs. David J. Caranico
Dr. and Mrs. George J. Cavanese
Mr. and Mrs. Stephen M. Hirsch
Dr. and Mrs. Donald H. Cramer
Mr. and Mrs. Robert H. Devere
Dr. and Mrs. Charles M. Forst
Mr. William P. Garney
Mr. Victor Gerardi, Inc.
John G. Grunstein, MD
Mrs. Mary Catherine Inlander
Cherise W. and Sandy G. Kearney
Mr. J. William Kline
Chris and Pam Larson
Mr. and Mrs. Donald F. Lester
Dr. and Mrs. David Levy
Mr. Isaac S. Lindquist
Mr. and Mrs. Craig C. McCane
Dr. and Mrs. James C. Muehle
Mr. and Mrs. John A. O'Brien
Mr. and Mrs. Susan R. Street
Mr. and Mrs. Philip M. Tiedrow
Mrs. Janice D. Tiedrow
Mr. Louis J. Williams
Mr. Frank T. Wozniak
Patrick and Richard J. Zelen
Lois T. and Richard F. Yeager

George W. Aubro
Boroni Family Foundation
Marka Giamaris
Virginia Jencks
Cherise W. and Sandy G. Kearney
Kevin Ferry Foundation
Thora S. Moberg
Muscular Dystrophy Association
North American Partners in Anesthesia
OC Kelly Inc.
PMC Foundation
Laura E. Shuffler
Dr. and Mrs. Barry D. Stamm
Mr. and Mrs. James S. Sullley

\$100,000 - \$249,999

Circle of Promise

HAMOT HEALTH FOUNDATION

WHO'S YOUR GUARDIAN ANGEL?

Thank a doctor, nurse, or other caregiver by making a gift in their honor.

Contact us at 814-897-7020 or HamotHealthFoundation.org

Circle of Trust

\$25,000 - \$99,999

Chairman of the Board

Circle of Hope

\$10,000 - \$24,999

Past Presidents

b.

UPMC Hamot
Medical Staff and Hamot Aid Society

Healing Garden
Established November 2015

Special Thanks to Those Who Purchased Bricks

<p>Mark W. Akers and Susan Meyer The Anzani Family Robert G. Aquilucci Family Materfamilia Cristina R. Austin Dr. and Mrs. Michael J. Balaban James Beaman Anthony Behm, DO J. Brock Beckman, MD and Patricia S. Beck, DO The Bernardi Family Chris and Jan Constanta Robert W. Chubbins Ralph and Eliza Cohen Dr. Zoltan and Nancy Comabala CIBC Dr. and Mrs. Gary J. Cornea Paul and Janet Desjardins The Depewo Family</p>	<p>Eat, Nose & Throat Specialists of Northwestern Pennsylvania Sobey P. Lynam, MD Kirk W. Stockler, DO Stephen E. Schell, MD Rick W. Jones, MD Sean T. Carmel, DO Rick A. J. Fornelli, MD Ruthann L. Lynam, DO Deh and Greg Engel Dr. Jeffrey J. Fisher Dr. and Mrs. Robert T. Ferraro Joanne Finn, MD America and James Ferrarone Dr. and Mrs. Francis P. Forl Danae Georgia GLE Foundation David P. Gibbons Edward J. Gilmour, MD Dr. Brady Griffith and Mr. Charlie Griffith</p>	<p>Jingzi Shang and Li Gao Gerald and Diane Holder Dashi Crystal and Nico Huynh Erik Iokialis Dr. Jay Kang and Dr. Mona Kang Kwon McLaughlin Gormall & Sennett, P.C. Alex and Anna Kosierko Chris and Pam Larson G. Jonathan Lewis, DO Rich and Jamie Loesel Richard and Jamie Long Dana R. Lundquist Dr. and Mrs. Paul J. Malpasian Dev Timi and Carolyn Masters Alex and Sarah Mankoski Jonathan and Melissa Miller Dr. Michael and Jennifer Naber North American Partners in Anesthesia Judge and Mrs. Richard L. Nygaard Anne Polersen</p>	<p>Fuller Family Radiology Philanthropic League Fund RBC Dawn Raucher Dr. John and Bette Reilly Janet Rice Robert and Margaret Rodak Dr. Jan and Barbara Rothman Stephen and Mary Jean Schell Regis V. Schmitt Dr. and Mrs. Robert M. Schwartz Dr. and Mrs. Dennis M. Scully Ankit Sharma, MD Dr. and Mrs. Mark J. Shulkosky Dr. and Mrs. Barry D. Stamm Michael and Debra Thompson Marianne Tomes UPMC Hamot Aid Society UPMC Hamot Medical Staff</p>
---	---	--	--

a. b. c. d.: Various Substrates & Layered Acrylic with Standoffs

e. HID with Dividers & Simulated Aluminum, UV Printed

f. HID with Dividers & Simulated Aluminum, Laser Engraved

Interior Architectural Signage

Donor Recognition



c.

Signs of Appreciation

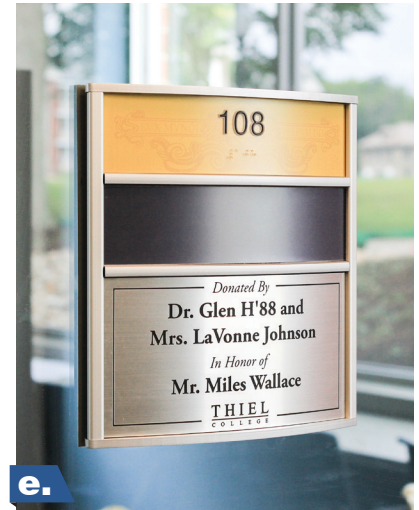
Our line of Donor Recognition Signage offers unlimited design possibilities using a wide variety of substrates and hardware. Optional simulated brass and stainless steel accents create a classic, sophisticated complement to any donor sign. Assist your customers in attracting new donors by providing the best in Donor Recognition Signage.

Endless Design Options

Choose from a multitude of signage configurations. Create signs with a dual purpose; add donor accents to our HID sign system, (pictured on left) by incorporating a donor segment within an ADA Compliant Room Identification Sign to meet ADA Accessibility Guidelines while featuring the donating party. Additional Donor Recognition Sign designs include: laser-etched acrylic panels adorned with standoffs, laser-etched marbled acrylic with paint filled accents, laser-etched specialty acrylic and much more.



d.



e.



f.

Ideal Settings:

- Educational Institutions
- Healthcare Facilities
- Museums
- Office Buildings

a.

Application *highlights*

Custom routed letters with or without backers



Non-Illuminated Sign System



LED Illuminated Sign System
select sizes

a. Flat Cut Aluminum Stud Mounted Letters

b. Flat Cut Aluminum Stud Mounted Letters

c. Illuminated Halo Channel Logo

d. Three Sided Free Standing HID Directory

e. Flat Cut Aluminum Stud Mounted Letters

f. Acrylic Panel with Standoffs and Dimensional Letters



Signage Applications

Interior Lobby Signage

Alluring interior lobby signage connects with and informs visitors, leaving a lasting, positive first impression. These signs also reinforce the facility's brand and beautify waiting areas.





American[®]
Solutions for Business

americanbus.com
31 East Minnesota Avenue
Glenwood, MN 56334