

American Solutions for Business Patient Focused Signage





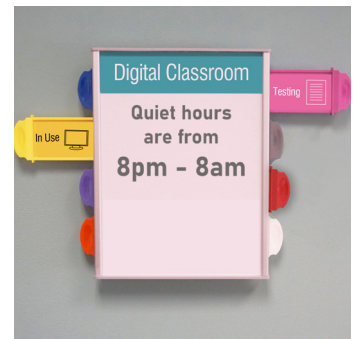
- » ADA Compliant
- » Standard or Mini Tabs
- » HID or Acrylic
- » Customizable Pictograms
- » Sign Accessories
- » And More

Our Patient Focused Signage helps provide such care by enhancing hospital staff communication and reducing safety risks with custom communicative icons. We offer ADA compliant room identification signage that unites vital patient information as well as isolation and precaution inserts.

In addition to the healthcare industry, our Patient Focused Signage can be used in an educational setting for office, conference room and classroom notices.

Like our other Interior Signage lines, these signs can be customized to any facility's requirements and preferences. Choose from our HID (extruded aluminum frame) or Acrylic Patient Focused Signage options.

All signage is designed, manufactured and assembled in the USA.



Full Medical Icon Library Available for Pull Tabs

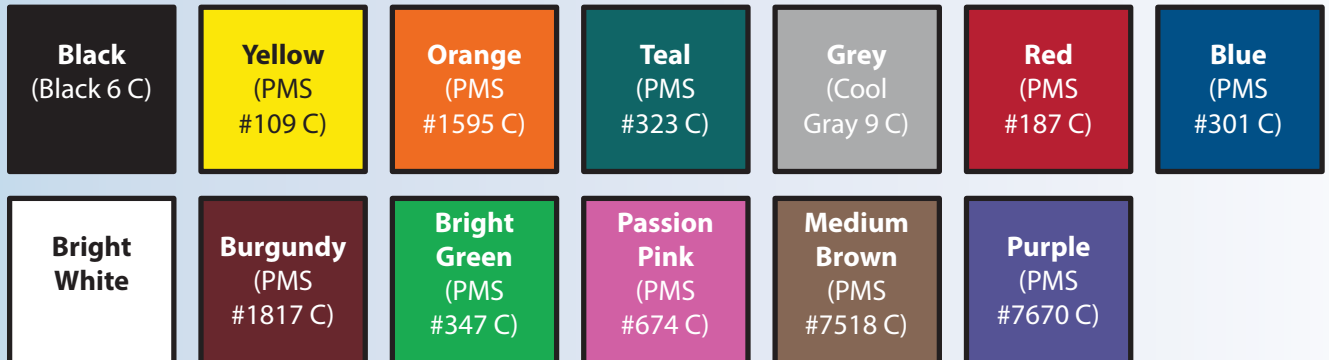
Choose medical icons from our extensive list of standards or have us design custom icons.



+ Many More Standard Icons Available

13 Standard Pull Tab Colors

Many different standard colors available for both Standard and Mini Tabs.



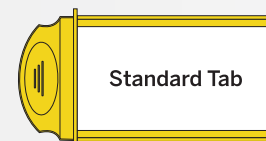
*Colors may not be exact as shown, due to printer and screen limitations. The Pantone Matching System (PMS) is a system shared worldwide by the graphic arts industry and refers to printed colors. Colors displayed are intended to show APPROXIMATE color of finish and should be used as a reference guide only.

These signs are perfect for (but not limited to):

- Hospital Patient and Exam Rooms
- Resident Rooms in Critical Care Facilities
- Educational Classrooms and Offices
- Many More Additional Facilities and Locations

Pull Tab Sizes and Understanding the Minimum Wall Clearance

Consider the allotted wall space available for signage placement. You may encounter instances where wall space is limited and will need to adjust accordingly.



Standard 2.125" H x 5.25" W
Paper Insert = 2" H x 3.5" W



Mini 2.125" H x 4" W
Paper Insert = 2" H x 2" W

Explore the Possibilities.

americanbus.com

American[®]
Solutions for Business