

PIP HIP Signage




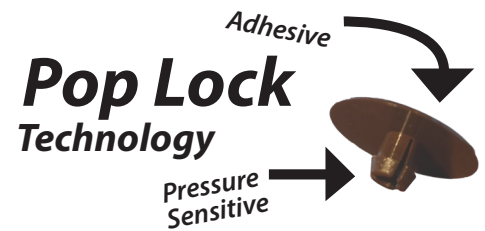

- » ADA Compliant
- » Keyhole Mount
- » Sign Accessories
- » Square Corners
- » Radius Corners
- » And More

Our HIP Signage is designed to provide a flexible and cost-effective sign choice for your interior needs. This system offers a lightweight frame, made from High-Impact Polymers, which utilizes a single or multiple acrylic panel solution to allow for changeability in the messaging area. Changes are easily made by removing the acrylic panels with the provided suction cup.

This system recognizes the need for an easy and clean installation with no visible mounting fasteners. Now, you no longer need to worry about damaging your walls with adhesive silicone or tape, instead use the provided keyhole mount on the back of the sign.

All signage is designed, manufactured and assembled in the USA.





Wall Mount



Glass Mount



Desk Mount



Projection Mount



Single Panel




Double Panel



Multiple Panel



Square Corners



Radius Corners

STANDARD SIZES—COLORS & CORNERS

SIZE		SAND (S) SQUARE	SAND (R) RADIUS	BLACK (S) SQUARE	BLACK (R) RADIUS	GREY (S) SQUARE	GREY (R) RADIUS
	2 X 8	HIP- SS208	HIP- SR208	HIP- BS208	HIP- BR208	HIP- GS208	HIP- GR208
	4 X 8	HIP- SS408	HIP- SR408	HIP- BS408	HIP- BR408	HIP- GS408	HIP- GR408
	6 X 6	HIP- SS606	HIP- SR606	HIP- BS606	HIP- BR606	HIP- GS606	HIP- GR606
	6 X 8	HIP- SS608	HIP- SR608	HIP- BS608	HIP- BR608	HIP- GS608	HIP- GR608
	6 X 10	HIP- SS610	NA	HIP- BS610	NA	HIP- GS610	NA
	8.5 X 11	HIP- SS8511	NA	HIP- BS8511	NA	HIP- GS8511	NA
	10 X 10	HIP- SS1010	HIP- SR1010	HIP- BS1010	HIP- BR1010	HIP- GS1010	HIP- GR1010
	12 X 12	HIP- SS1212	HIP- SR1212	HIP- BS1010	HIP- BR1212	HIP- GS1212	HIP- GR1212

Explore the Possibilities.

pip.com

