

Signal Graphics

# Acrylic Ceiling Mount with Hinged Bracket





- » Acrylic Signage
- » Min. Length - 6"
- » Max Length - 72"
- » 3 Mounting Options
- » Custom Colors
- » And More


Our Acrylic Signage can now be mounted using our new hinged bracket ceiling mount! This allows for a flush install against the ceiling and works well for standard ceiling heights.

This mounting style offers a secure and easy way to change out signage when appropriate. To release the signage from the hinged bracket, simply press the spring plungers inward to allow the mounting extrusion to hinge up and come completely off. To place signage back on, hook the mounting extrusion in the back and allow the spring plungers to click into the hinged bracket.

*All signage is designed, manufactured and assembled in the USA.*



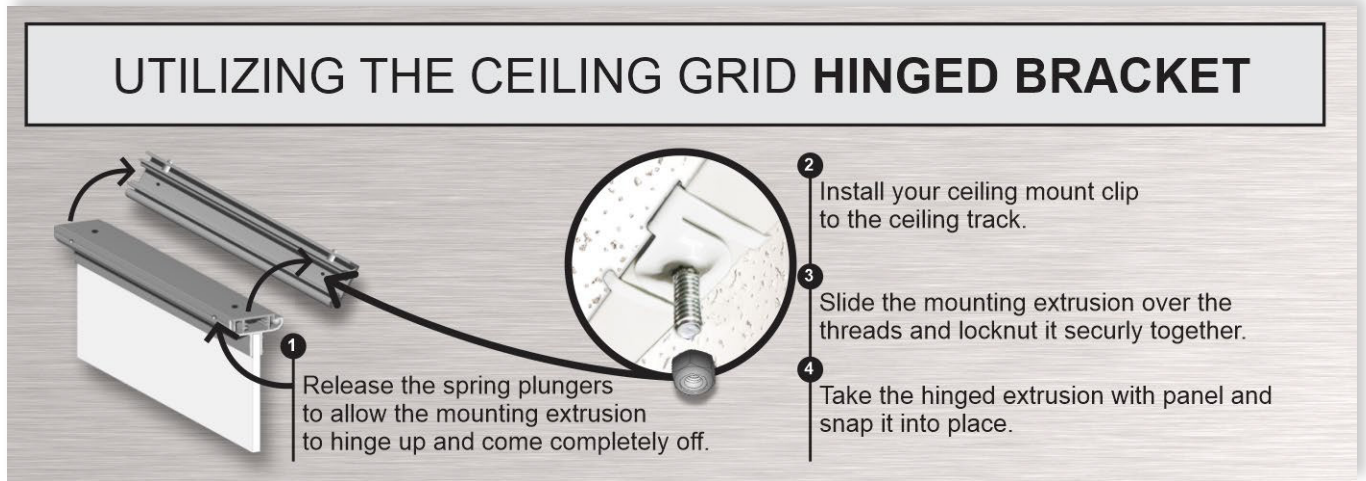
signalgraphics.com



Architectural Signage

## Mounting Options (hardware is NOT included)

- a) Into a Hard Ceiling Surface (using appropriate hardware)
- b) Into Ceiling Grid (using toggle or block to distribute the weight so hardware does not slide through)
- c) Using Ceiling Grid Connectors



## What is included

- a) Two (2) Gray Acrylic Caps and Four (4) Screws
- b) One (1) Silver Anodized Hinged Bracket with Spring Plungers
- c) One (1) Silver Anodized Mounting Bracket (to hold 1/4" acrylic material)

This system is equipped to accommodate a 1/4" acrylic panel either supplied by customer or purchased with the hinged mounting bracket.

Explore the Possibilities.

[signalgraphics.com](http://signalgraphics.com)